

**Learnmonade**

# Create the Right Images With AI

**3 Must-Have Apps**



Click on the logo to navigate to the app.



**Midjourney**

Ever found yourself looking for something specific in an image, but you just couldn't find the right one on any image searching platforms?

## Now you can make your own with Midjourney.

Midjourney is an image generator used to create images from a text description (Prompts). It can generate anything you can think of, whether it be ultra-real stock photos, product logos, cartoon characters, or professional food shots.



Click on the logo to navigate to the app.



**Midjourney**

Midjourney boasts some amazing features, such as:

- **Availability:** To access Midjourney, you must have a Discord account. The platform is accessible on both mobile devices and web browsers.
- **Advanced control:** It supports a wide array of syntax options allowing you to craft highly customized images, suitable to your needs.
- **Better prompt understanding:** It is good at understanding text prompts, as you can spend less time refining prompts to get the image you desired in the first place.

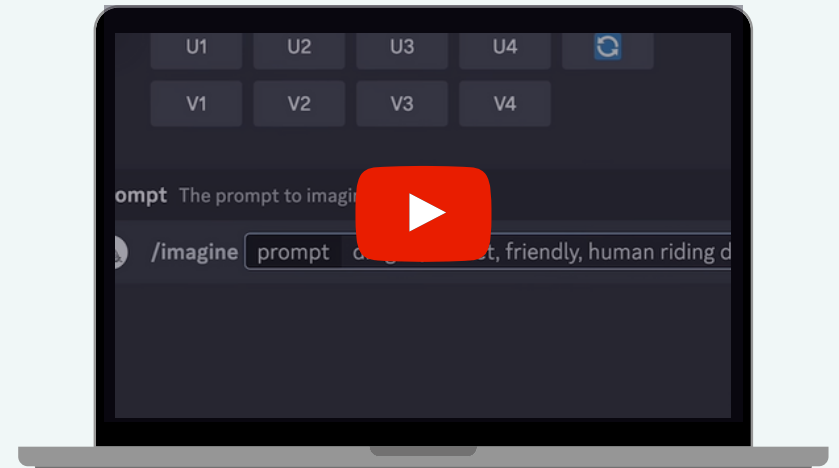
**You don't need to be able to draw or have an artistic background with Midjourney. Simply describe what you want to see and let the bot do the rest.**



Click on the logo to navigate to the app.



**Here is a video showing you how to use Midjourney to generate images.**



Click on the image to view the video.



Click on the logo to navigate to the app.



Even if drawing isn't your forte, you can use Adobe Firefly to realise your ideas.

In today's world, where generative AI and innovative apps are making waves, you may question the need to learn traditional drawing skills.

**But fear not, because Adobe Sensei's Firefly is here to help you elevate your content.**

With its' user friendly and creative parameters, you can play around with the model to get a different set of images each time.

However, photo-realism isn't Adobe Firefly's strength yet, as the generated images may not seem realistic.



Click on the logo to navigate to the app.



Here are some of Adobe Firefly's features:

- **Text to image:** Adobe Firefly has a clean, user-friendly interface and a variety of customization options to tailor the output to specific needs.
- **Generative fill:** It has generative fill, allowing you to insert, remove, or modify items in an image based on text prompts.
- **Text effects:** It brings unique generative text effects that enhance the utility of the tool.

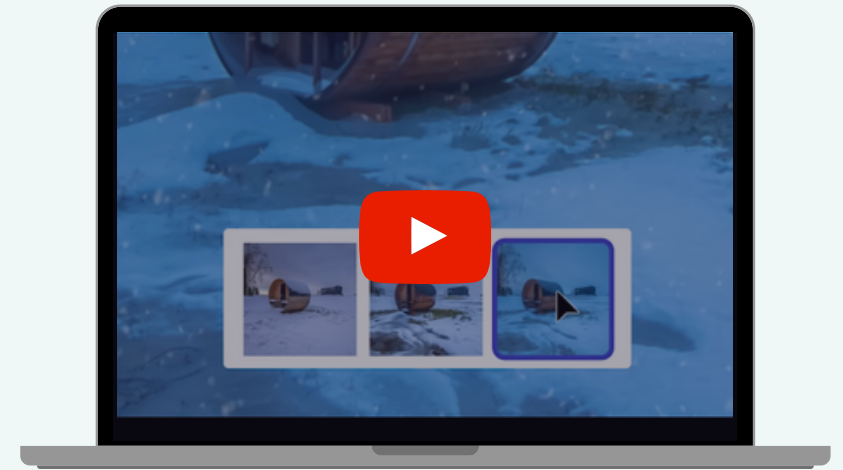
**Give Adobe Firefly a whirl and the create custom images you desire.**



Click on the logo to navigate to the app.



**Here is a video showing you how you can use Adobe Firefly to generate images.**



Click on the image to view the video.



Click on the logo to navigate to the app.



In this rapidly changing world, AI art has become more sought after than ever, since it can be difficult to just get the right image on Google or Bing.

## **That's where Runway comes in.**

Runway Gen-1 is better known for its' text to video capability, which we will explore in a future post, but its' text to image feature isn't lacking either.

With Runway Gen-1, you can easily generate images from text and even transform your old images into a new one with a simple prompt.





Click on the logo to navigate to the app.

# GEN-1

runway

Here are some of Runway Gen-1's features:

- **User-friendly web app:** Runway Gen-1 is designed as a simple and intuitive web app making it simple to get started.
- **Text to image:** It creates different styles and resolutions of images from scratch by inserting descriptive text.
- **Image to image:** It converts inserted images to AI-generated images from texts.
- **Infinite image:** It expands images by simply using descriptive text prompts.

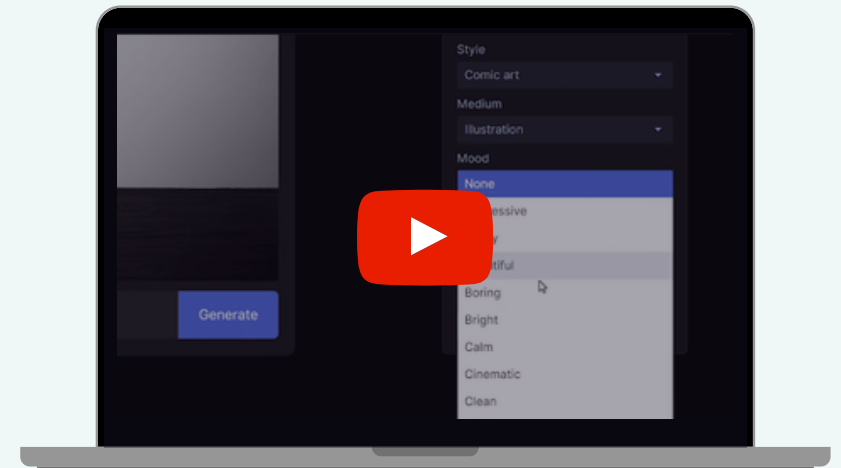
**Start with a free plan to check if it's the right tool for you!**



Click on the logo to navigate to the app.



**Here is a video showing you how you can use Runway Gen-1 to generate images.**



Click on the image to view the video.



# Case Study

Generating images  
through the same prompt



To test the image variation and the algorithm differences, we ran the same prompt across the 3 apps, Midjourney, Adobe Firefly and Runway.

Prompt:

**"A person typing on a computer keyboard, concentrating, serious, realistic style."**



#1 Midjourney



Midjourney

Here is what  
Midjourney  
came up  
with.



#2 Adobe Firefly





Adobe  
**Firefly**

Here is what  
Adobe  
Firefly came  
up with.



#3 Runway Gen-1  
**GEN-1**  
runway

Here is what  
Runway came  
up with.



# Pricing




	Midjourney	Adobe Firefly	GEN-1 runway
Free Plan	✗	✓	✓
Pro Plan Trial	✗	✗	✗
Pro Plan	\$24USD/mo	✗	\$12USD/mo





**To know more about using AI for learning and development, contact us.**

 [ivy.shi@learnmonade.com](mailto:ivy.shi@learnmonade.com)

 +852 53002718

**Learnmonade**

**We make bespoke e-learning courses tailored to your needs.**



Scan this QR code to learn more about us.

 [Click here to learn more](#)